

# Affiliate Registration Instructions

## How to Register as an affiliate to promote the Back Hope Telesummit

In order to properly credit you for referred sales, we use a third party affiliate tracking system. Here is a brief guide on how to set up your account. Once you do this, you will have access to promotional tools and sales stats. This help file is designed to help you set up your affiliate account.

## Back Hope Affiliate Registration

Fill in your first and last name, your primary email, and a password that is *easy for you to remember* (use the one you would use for all non-essential information). Agree to the Terms and Conditions (which you can read by clicking the link). If you already have an account with us or with FusionHQ, then log in to it first, you don't have to create a new account.

To Join our Affiliate program and begin recruiting other affiliates, just complete the brief form below. We will have promotional materials in place before the April 1st pre-launch period, and you'll be kept up-to-date as we move forward.

First Name

Last Name

Email

Password

I agree to the [Terms and Conditions](#)

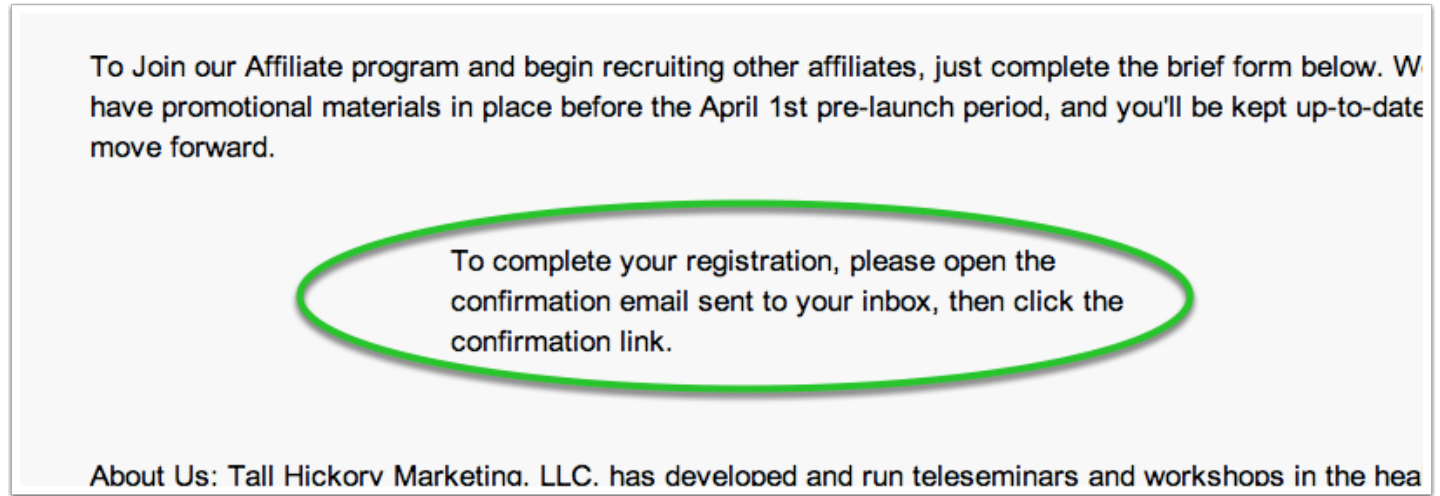
or

[Login With FusionHQ Account](#)

To see more details about this campaign click [here](#)  
For any questions, contact [support@livingenergyssecrets.com](mailto:support@livingenergyssecrets.com)

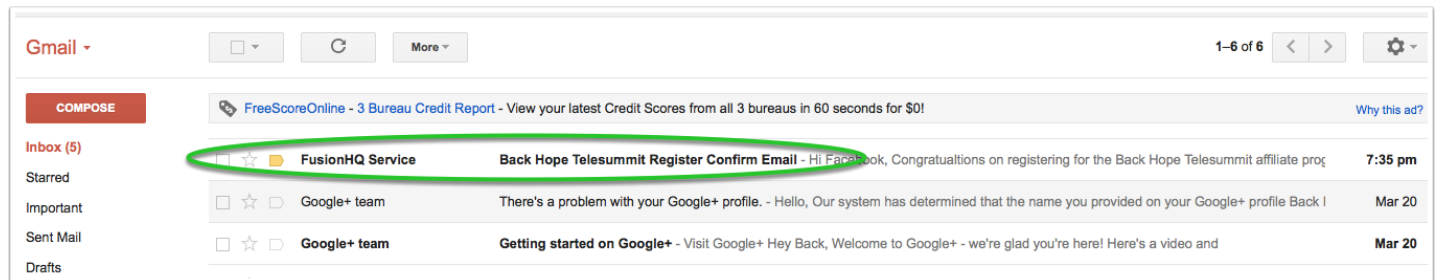
## Registration Submitted message

After you submit your information, the application fields will be replaced by the following message:



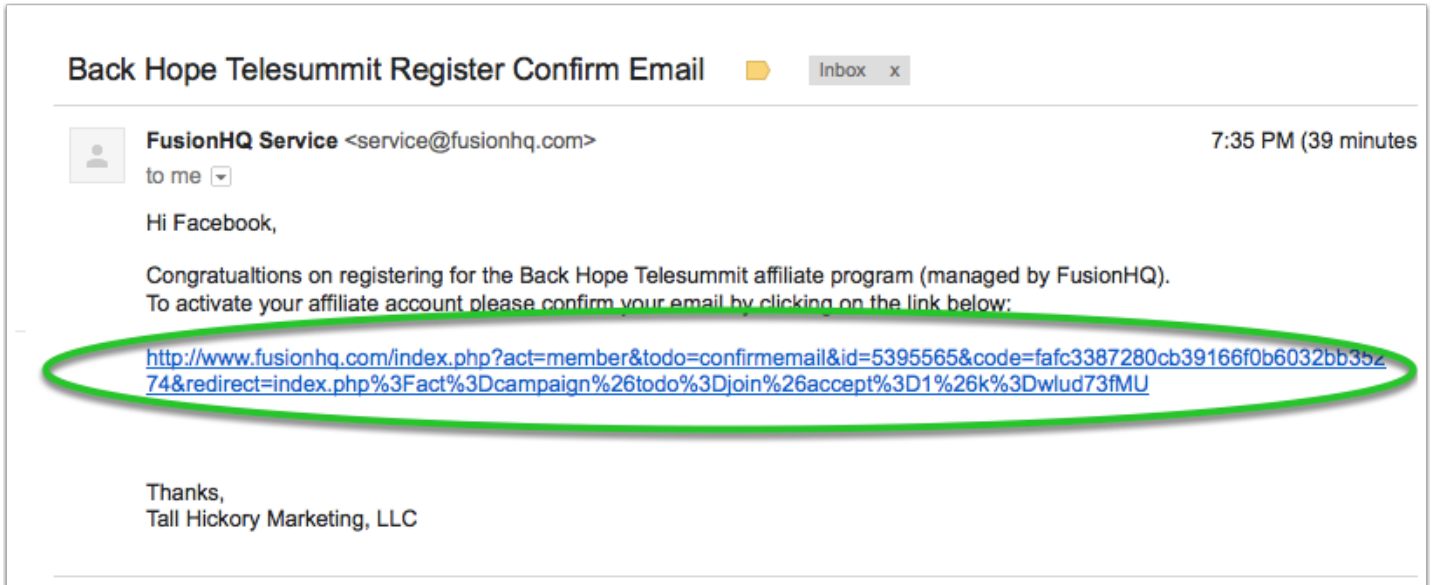
**Check your email inbox for a message like the one below. If you don't receive it within a few minutes, check your SPAM folder.**

After you submit your affiliate registration, check your email account. Look for an email from **FusionHQ Service** with the title **Back Hope Telesummit Register Confirm Email**



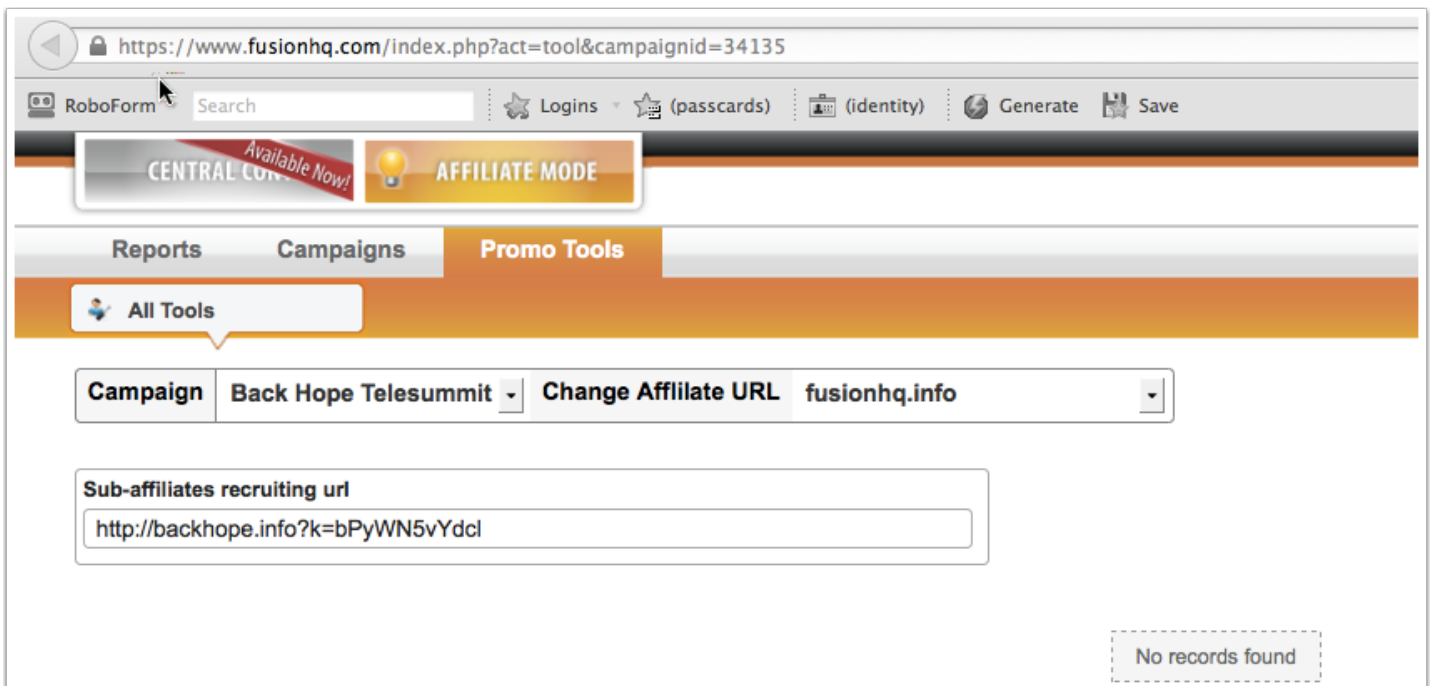
## Open the email and click on the confirmation link

If the link doesn't work, check to be sure it isn't "broken" by the word wrap in your email program. When wrapping a long link, the program may "break" the link by inserting a space where it wraps the link. You can copy the link into the address bar of your web browser, and remove any space caused by the word wrap. Then hit the "Enter" key to go to the link.



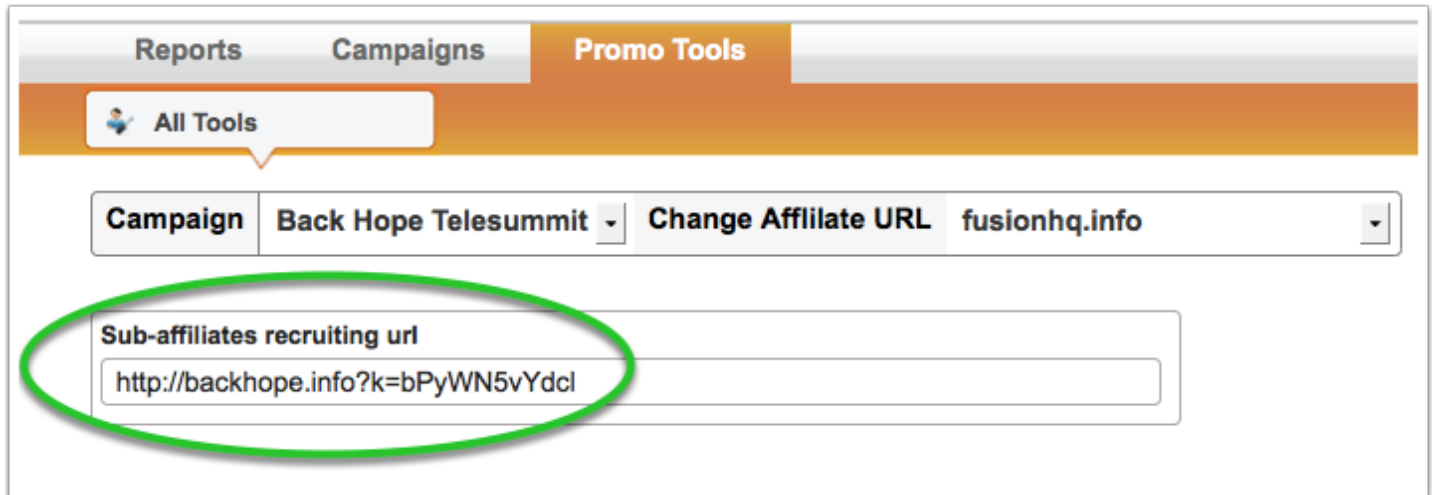
## FusionHQ Affiliate Center

The link in the confirmation email should take you to the FusionHQ affiliate center. This is where you will find your promotional materials, sales stats, etc., which will be covered in a separate help file.




## Link for recruiting other affiliates to promote the event

You will find a **Sub-affiliates recruiting url** in your account. It is uniquely tagged to you. Use this link to contact others with email lists who might promote the event. They will get full commissions and you will also receive **10%** of what they sell. This is only for other people with email lists, or websites with related interests, not the general public.



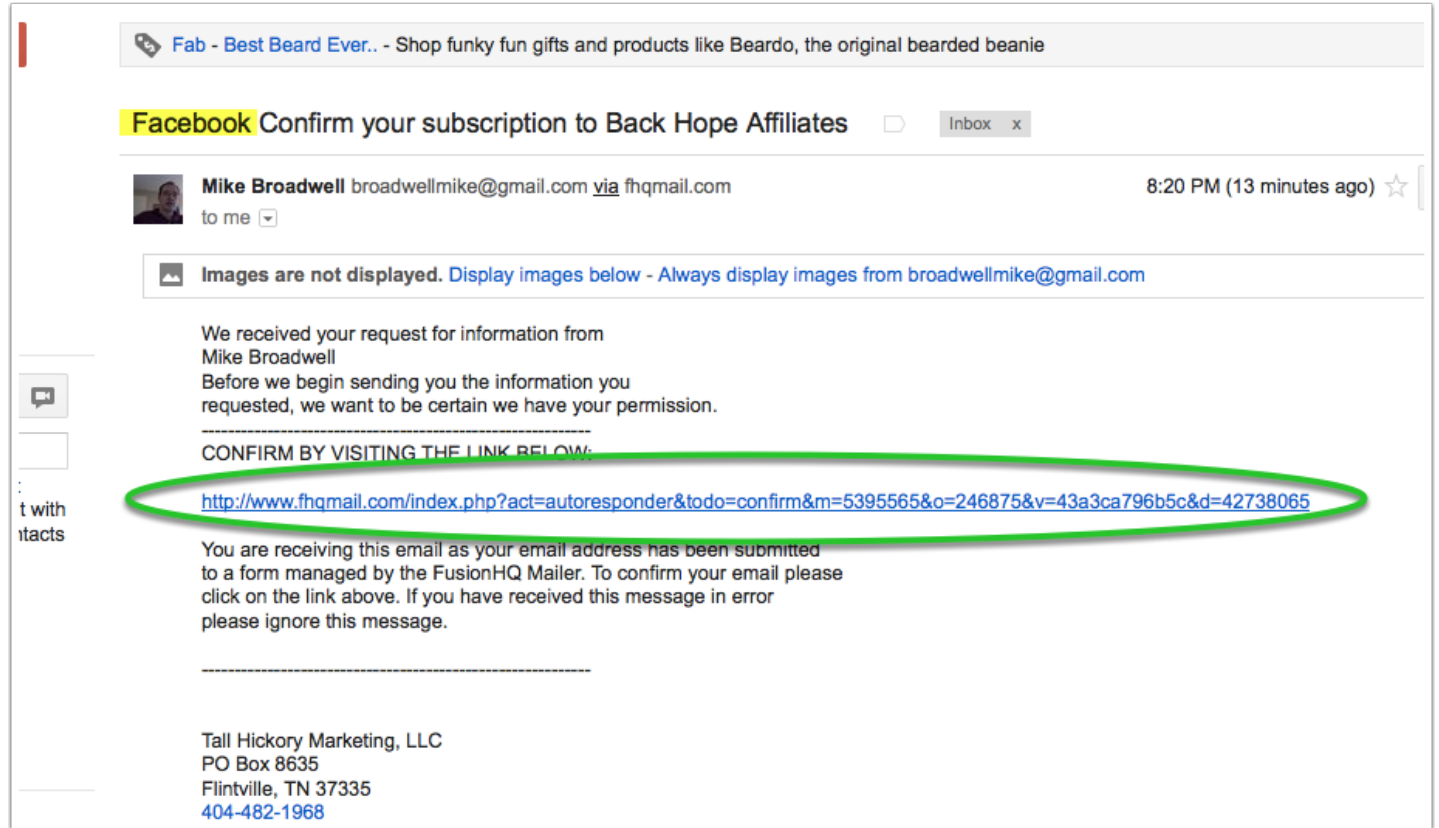
## Affiliate Email List confirmation email

Return to your email account and you will see an email from Mike Broadwell with the subject (Name) Confirm your subscription to Back Hope Affiliates. This is to make sure you are added to our email list for affiliates which will be used to provide updates about the promotion of the event.



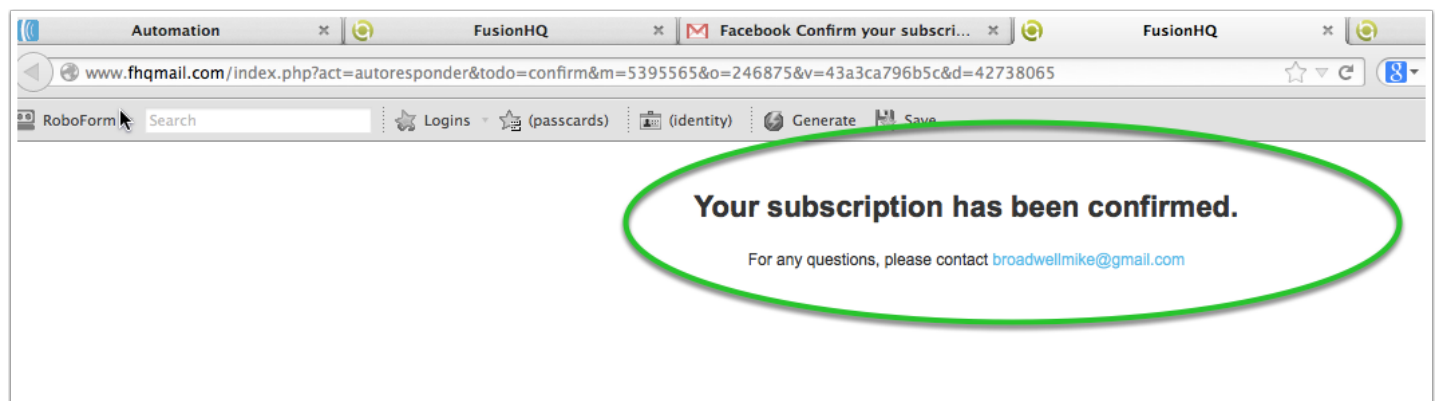
## Email List Confirmation Message

Open the email and click the blue confirmation link which will add you to the list. Note that we used "Facebook" in this example, but for you this should be your first name.



## Affiliate List Confirmation Message

You should see the message below after you click the confirmation link.



## Follow Up Message

You should now receive a follow up message with information about the event. This shows you are now on the list, and will receive updates. If you don't see this message, please check your spam folder. (Not sure why two messages were sent, but you should normally receive only one)

